

1 Chandeliers - Line Set 15
Scale: 1/8" = 1'-0"

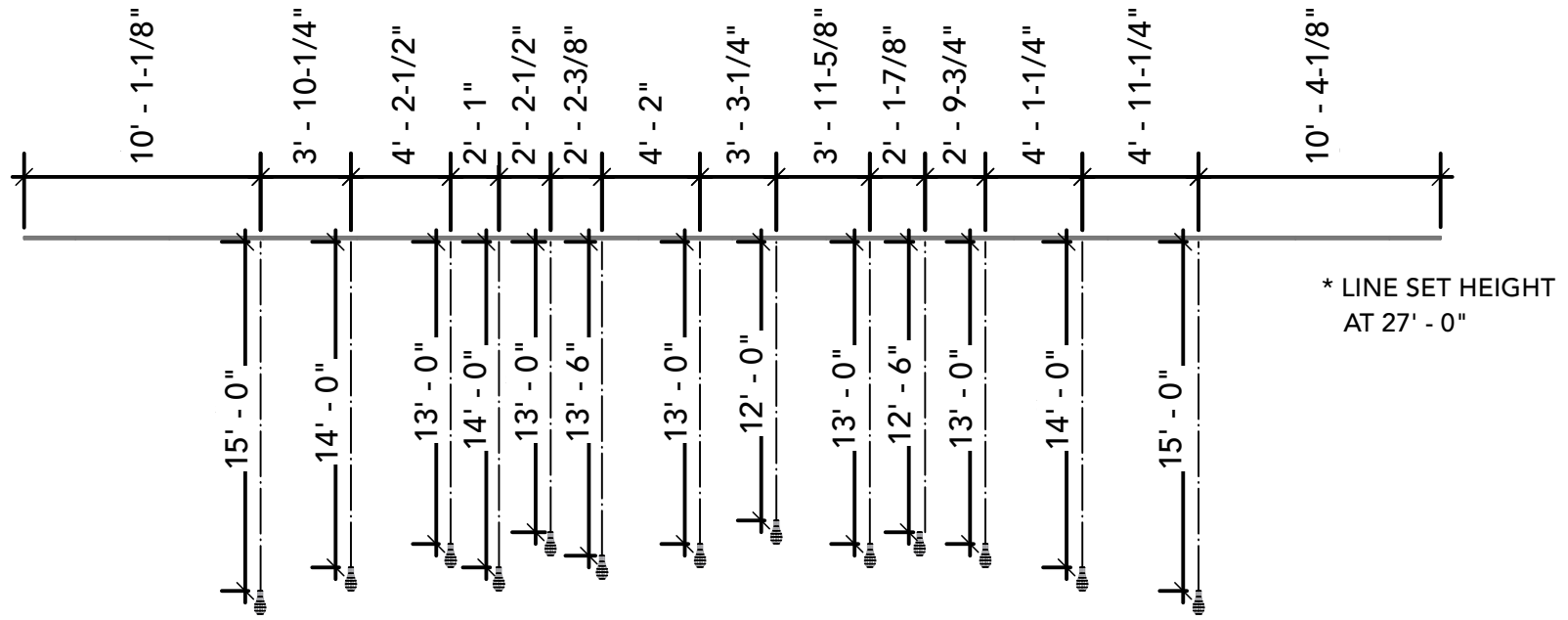
This drawing represents visual concepts and construction suggestions only. It does not replace the knowledge and advice of a licensed structural engineer. The designer is unqualified to determine the structural appropriateness of this design and will not assume responsibility.



LIGHTING BY:



INTO THE WOODS		PLATE
LINE SET PRACTICALS ELEVATIONS		1
THE SMITH THEATRE	DRAWN BY RYAN FALLIS	of 4
DATE: 3/6/2024	SCALE: 1/8" = 1' - 0"	SIZE: 11" x 8.5"



2

Edison Bulbs Row #1 - Line Set 27
 Scale: 1/8" = 1'-0"

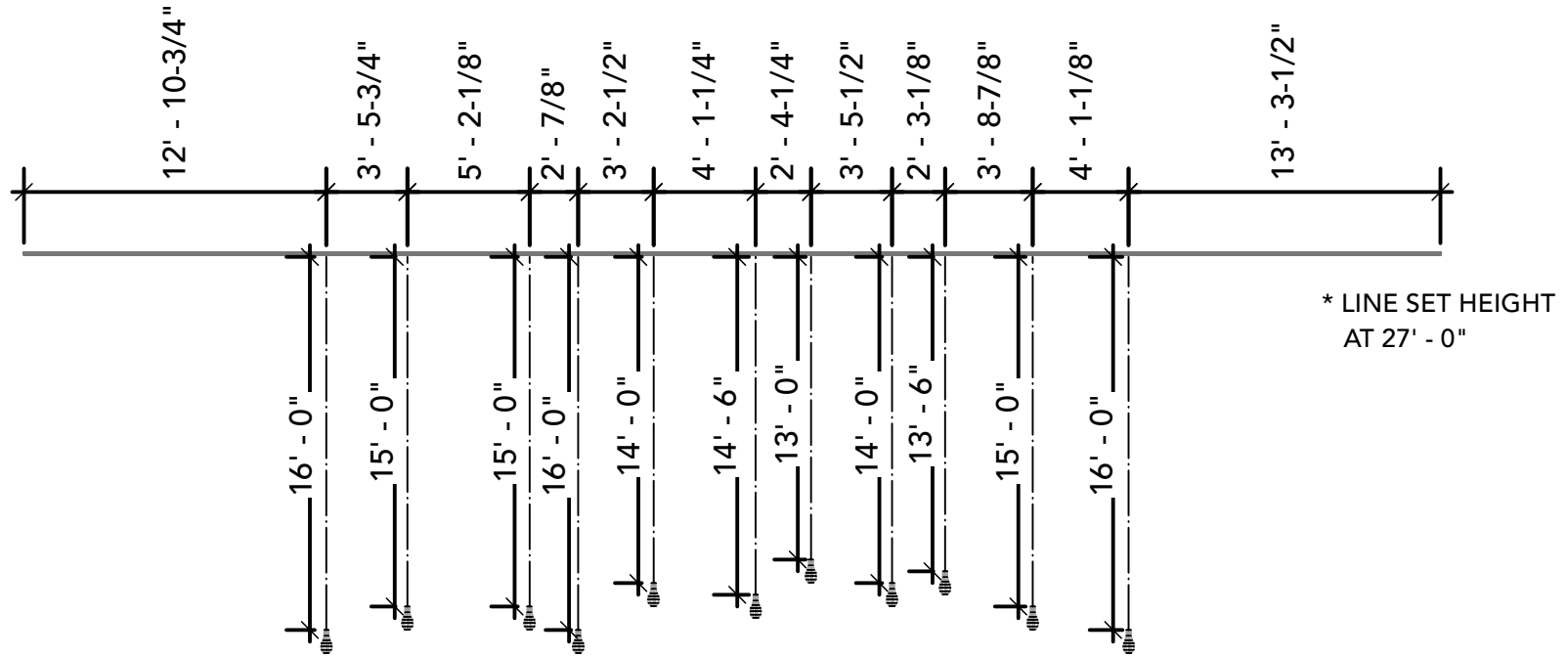
This drawing represents visual concepts and construction suggestions only. It does not replace the knowledge and advice of a licensed structural engineer. The designer is unqualified to determine the structural appropriateness of this design and will not assume responsibility.

UVU School of THE ARTS
 UTAH VALLEY UNIVERSITY

Smith Theatre

LIGHTING BY:
RYAN FALLIS DESIGN

INTO THE WOODS		PLATE
LINE SET PRACTICALS ELEVATIONS		2
THE SMITH THEATRE	DRAWN BY RYAN FALLIS	of 4
DATE: 3/6/2024	SCALE: 1/8" = 1' - 0"	SIZE: 11" x 8.5"



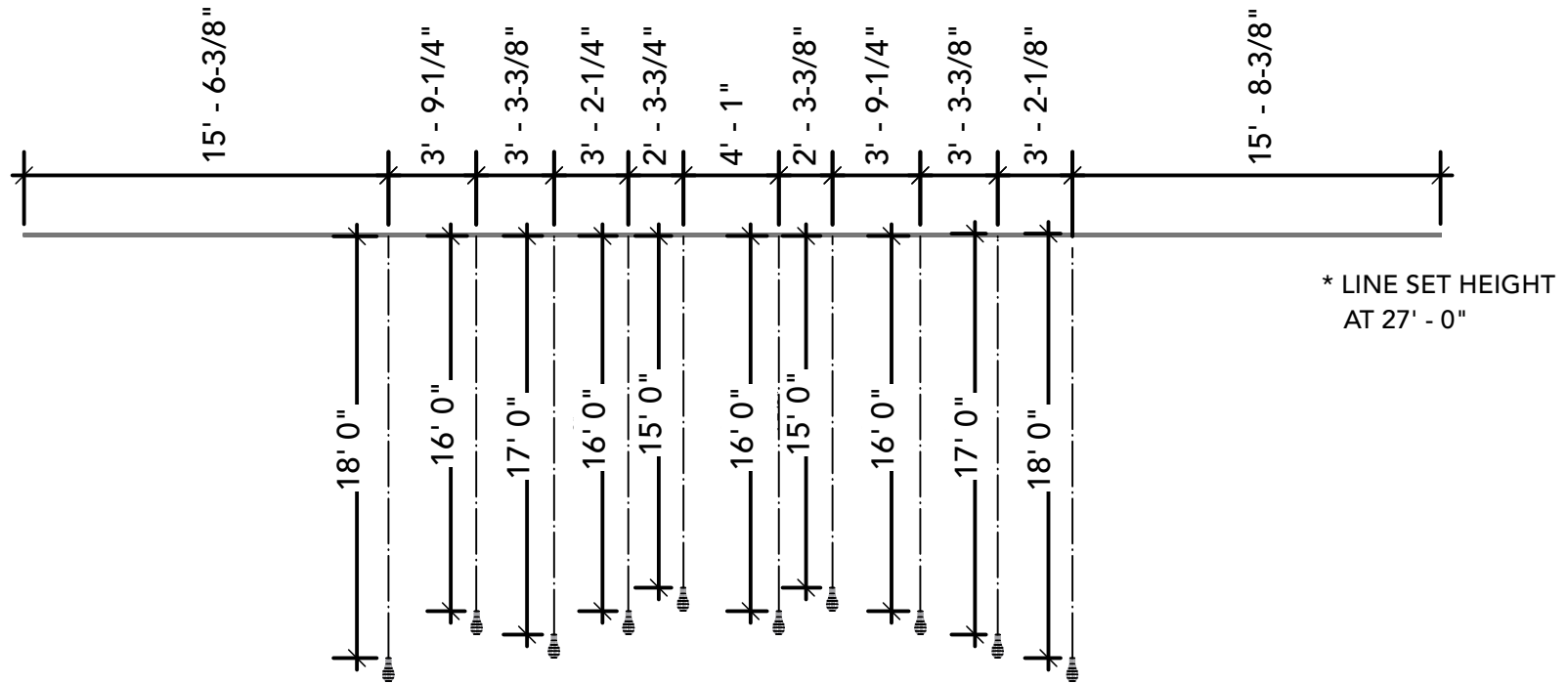
3

Edison Bulbs Row #2 - Line Set 37
 Scale: 1/8" = 1'-0"

This drawing represents visual concepts and construction suggestions only. It does not replace the knowledge and advice of a licensed structural engineer. The designer is unqualified to determine the structural appropriateness of this design and will not assume responsibility.

UVU School of THE ARTS
 UTAH VALLEY UNIVERSITY
 LIGHTING BY: **RYAN FALLIS** DESIGN

INTO THE WOODS		PLATE
LINE SET PRACTICALS ELEVATIONS		3
THE SMITH THEATRE	DRAWN BY RYAN FALLIS	of 4
DATE: 3/6/2024	SCALE: 1/8" = 1' - 0"	SIZE: 11" x 8.5"



4 Edison Bulbs Row #3 - Line Set 46
Scale: 1/8" = 1'-0"

This drawing represents visual concepts and construction suggestions only. It does not replace the knowledge and advice of a licensed structural engineer. The designer is unqualified to determine the structural appropriateness of this design and will not assume responsibility.



LIGHTING BY:



INTO THE WOODS		PLATE 4
LINE SET PRACTICALS ELEVATIONS		
THE SMITH THEATRE	DRAWN BY RYAN FALLIS	of 4
DATE: 3/6/2024	SCALE: 1/8" = 1' - 0"	SIZE: 11" x 8.5"